




CERTIFICATE OF ANALYSIS

PRODUCED: FEB 19, 2025

SAMPLE: TRAIL BERRY (EDIBLE LIQUID) // CLIENT: SHIFT NATURALS // BATCH: PASSED AS OREGON INDUSTRIAL HEMP



BATCH NO.: LOT021525
 MATRIX: EDIBLE LIQUID
 DENSITY: 0.9938 g/ml
 SAMPLE ID: 2RO-250217-005
 HARVEST/MFG DATE: FEB 17, 2025
 COLLECTED ON: FEB 18, 2025
 SAMPLE SIZE: 2 UNITS
 SAMPLING SOP: 400 SAMPLE COLLECTION FOR CANNABIS PRODUCTS V012
 RECEIVED BY: BRIANNA BORDERS
 SERVING/PACKAGE SIZE: 16 US FL OZ / 16 US FL OZ

CANNABINOID OVERVIEW

TOTAL THC:	1.98 mg/srv
TOTAL CBD:	10.53 mg/srv
TOTAL CANNABINOIDS:	12.51 mg/srv
SUM OF CANNABINOIDS:	12.51 mg/srv

BATCH RESULT: PASSED AS OREGON INDUSTRIAL HEMP

POTENCY	PASS
HOMOGENEITY	PASS

JAOAC 2015.1: POTENCY BY HPLC // FEB 18, 2025

ANALYTE	LIMIT	AMT	AMT	LOQ (mg/ml)	PASS/FAIL	DATA FLAGS
CBC*		< LOQ	< LOQ	0.00199	N/A	
CBCA*		< LOQ	< LOQ	0.00199	N/A	
CBD		0.0022400 %	0.022261 mg/ml	0.00199	N/A	
CBDa		< LOQ	< LOQ	0.00199	N/A	
CBDV*		< LOQ	< LOQ	0.00199	N/A	
CBDVa*		< LOQ	< LOQ	0.00199	N/A	
CBG*		< LOQ	< LOQ	0.00199	N/A	
CBGa*		< LOQ	< LOQ	0.00199	N/A	
CBL*		< LOQ	< LOQ	0.00199	N/A	
CBN*		< LOQ	< LOQ	0.00199	N/A	
CBNA*		< LOQ	< LOQ	0.00199	N/A	
Δ ⁸ -THC		< LOQ	< LOQ	0.00199	N/A	
Δ ⁹ -THC		0.00042000 %	0.0041740 mg/ml	0.00199	N/A	
THCA		< LOQ	< LOQ	0.00199	N/A	
THCV*		< LOQ	< LOQ	0.00199	N/A	
THCVa*		< LOQ	< LOQ	0.00199	N/A	
TOTAL THC**	0.33 %	0.00042000 %	0.0041740 mg/ml		PASS	
TOTAL CBD**		0.0022400 %	0.022261 mg/ml		N/A	
CBD/SRV		10.533 mg			N/A	
Δ ⁹ -THC/SRV		1.9750 mg			N/A	
TOTAL THC/SRV**		1.9750 mg			N/A	
TOTAL CBD/SRV**		10.533 mg			N/A	
CBD/PKG		10.533 mg			N/A	
Δ ⁹ -THC/PKG		1.9750 mg			N/A	
TOTAL THC/PKG**		1.9750 mg			N/A	
TOTAL CBD/PKG**		10.533 mg			N/A	

* BEYOND SCOPE OF ACCREDITATION

** TOTAL THC = (THCA X 0.877) + DELTA-9-THC

RESULTS CERTIFIED BY: JAY KIRKWOOD
 TECHNICAL DIRECTOR, 2 RIVER LABS OREGON
 FEB 19, 2025



2 River Labs Oregon is accredited by ORELAP (Lab #4112) for analysis in compliance with OAR 333-064 and OAR 333-007. Results pertain to submitted samples only. Unless otherwise noted, samples were received in good condition and Quality Control samples met acceptance criteria. This Certificate shall not be reproduced except in full, without the written approval of 2 River Labs Oregon. Results marked with an asterisk (*) are not within scope of accreditation and for informational purposes only.

** TOTAL CBD = (CBDA X 0.877) + CBD



RESULTS CERTIFIED BY: JAY KIRKWOOD
TECHNICAL DIRECTOR, 2 RIVER LABS OREGON
FEB 19, 2025

A handwritten signature in black ink, appearing to read 'Jay K', is positioned below the printed name and title.

2 River Labs Oregon is accredited by ORELAP (Lab #4112) for analysis in compliance with OAR 333-064 and OAR 333-007. Results pertain to submitted samples only. Unless otherwise noted, samples were received in good condition and Quality Control samples met acceptance criteria. This Certificate shall not be reproduced except in full, without the written approval of 2 River Labs Oregon. Results marked with an asterisk (*) are not within scope of accreditation and for informational purposes only.



REGULATORY COMPLIANCE TESTING

JAOAC 2015.1: POTENCY BY HPLC // QUALITY CONTROL DATA // ANALYTICAL BATCH: CAN_250218_EDBL.txt

ANALYTE	Blank (µg/ml)	LOQ (µg/ml)	LCS (µg/ml)	LCS Spike (µg/ml)	LCS REC (%)	LIMITS (%)
CBC	ND	0.39400				
CBCA	ND	0.57800				
CBD	ND	0.22200	51.665	53.599	96.392	90-110
CBD A	ND	0.44700	76.241	79.566	95.821	90-110
CBDV	ND	0.48100				
CBDVA	ND	0.42700				
CBG	ND	1.0570				
CBGA	ND	0.70500				
CBL	ND	0.78100				
CBN	ND	0.57300				
CBNA	ND	0.83600				
DELTA-8-THC	ND	1.0650	9.3819	9.3461	100.38	90-110
DELTA-9-THC	ND	0.73100	158.66	161.69	98.127	90-110
THCA	ND	0.85100	41.567	42.641	97.481	90-110
THCV	ND	0.30100				
THCVA	ND	0.47000				

JAOAC 2015.1: POTENCY BY HPLC // PRIMARY & DUPLICATE RESULTS

ANALYTE	RESULT 1 (%)	LOQ (mg/g)	RESULT 2 (%)	LOQ (mg/g)
CBC	< LOQ	0.00200	< LOQ	0.00200
CBCA	< LOQ	0.00200	< LOQ	0.00200
CBD	0.0022000	0.00200	0.0022700	0.00200
CBD A	< LOQ	0.00200	< LOQ	0.00200
CBDV	< LOQ	0.00200	< LOQ	0.00200
CBDVA	< LOQ	0.00200	< LOQ	0.00200
CBG	< LOQ	0.00200	< LOQ	0.00200
CBGA	< LOQ	0.00200	< LOQ	0.00200
CBL	< LOQ	0.00200	< LOQ	0.00200
CBN	< LOQ	0.00200	< LOQ	0.00200
CBNA	< LOQ	0.00200	< LOQ	0.00200
DELTA-8-THC	< LOQ	0.00200	< LOQ	0.00200
DELTA-9-THC	0.00041000	0.00200	0.00042000	0.00200
THCA	< LOQ	0.00200	< LOQ	0.00200
THCV	< LOQ	0.00200	< LOQ	0.00200
THCVA	< LOQ	0.00200	< LOQ	0.00200
TOTAL THC	< LOQ	N/A	< LOQ	N/A
TOTAL CBD	< LOQ	N/A	< LOQ	N/A
CBD PER SERVING		N/A		N/A
DELTA-9-THC PER SERVING		N/A		N/A
TOTAL THC PER SERVING		N/A		N/A
TOTAL CBD PER SERVING		N/A		N/A
CBD PER PACKAGE		N/A		N/A
DELTA-9-THC PER PACKAGE		N/A		N/A
TOTAL THC PER PACKAGE		N/A		N/A
TOTAL CBD PER PACKAGE		N/A		N/A

HOMOGENEITY BY HPLC // FEB 18, 2025

ANALYTE	LIMIT	AMT (%)	PASS/FAIL	DATA FLAGS
Δ ⁸ -THC RSD	10 %	0.00	PASS	
TOTAL CBD RSD	10 %	0.00	PASS	
TOTAL THC RSD	10 %	0.00	PASS	

RESULTS CERTIFIED BY: JAY KIRKWOOD
 TECHNICAL DIRECTOR, 2 RIVER LABS OREGON
 FEB 19, 2025



2 River Labs Oregon is accredited by ORELAP (Lab #4112) for analysis in compliance with OAR 333-064 and OAR 333-007. Results pertain to submitted samples only. Unless otherwise noted, samples were received in good condition and Quality Control samples met acceptance criteria. This Certificate shall not be reproduced except in full, without the written approval of 2 River Labs Oregon. Results marked with an asterisk (*) are not within scope of accreditation and for informational purposes only.



ACCREDITATIONS



4112 - 017

ORELAP ACCREDITED

JAOAC 2015.1: POTENCY BY HPLC
CBD, CBDA, DELTA-8-THC, DELTA-9-THC, THC:CBD RATIO,
THCA, TOTAL CBD, TOTAL THC



RESULTS CERTIFIED BY: JAY KIRKWOOD
TECHNICAL DIRECTOR, 2 RIVER LABS OREGON
FEB 19, 2025

2 River Labs Oregon is accredited by ORELAP (Lab #4112) for analysis in compliance with OAR 333-064 and OAR 333-007. Results pertain to submitted samples only. Unless otherwise noted, samples were received in good condition and Quality Control samples met acceptance criteria. This Certificate shall not be reproduced except in full, without the written approval of 2 River Labs Oregon. Results marked with an asterisk (*) are not within scope of accreditation and for informational purposes only.



EV24.OFXD.243

Batch ID:	N/A	Test ID:	T000282508
Matrix:	General/Other	Received:	05/30/2024 @ 09:30 AM
Test:	Microbial Contaminants	Started:	5/30/2024
Methods:	TM25 (PCR) TM24, TM26, TM27 (Culture Plating)	Reported:	6/3/2024

MICROBIAL CONTAMINANTS

Contaminant	Method	LOD	Quantitation Range	Result
Total Yeast and Mold*	TM-24 Culture Plating	10 ¹ CFU/g	2.0x10 ² - 3.0x10 ⁴ CFU/g	None Detected
Total Aerobic Count*	TM-26 Culture Plating	10 ² CFU/g	2.0x10 ³ - 3.0x10 ⁵ CFU/g	None Detected
Total Coliforms*	TM-27 Culture Plating	10 ¹ CFU/g	2.0x10 ² - 3.0x10 ⁴ CFU/g	None Detected
STEC	TM-25 PCR	10 ⁰ CFU/g	N/A	Absent
Salmonella	TM-25 PCR	10 ⁰ CFU/g	N/A	Absent

* Values recorded in scientific notation, a common microbial practice of expressing numbers that are too large to be conveniently written in decimal form.

Examples: 10² = 100 CFU
10³ = 1,000 CFU
10⁴ = 10,000 CFU
10⁵ = 100,000 CFU


NOTES:


Free from visual mold, mildew, and foreign matter

DEFINITIONS:

CFU/g = Colony Forming Units per gram | LOD = Limit of Detection | STEC = Shiga toxin-producing E. coli
LLOQ = Lower Limit of Quantitation | ULOQ = Upper Limit of Quantitation

FINAL APPROVAL


Brianne Maillot
6/3/2024
2:41:00 PM


Brett Hudson
6/3/2024
5:43:00 PM

PREPARED BY / DATE

APPROVED BY / DATE

Testing results are based solely upon the sample submitted to SC Laboratories, Inc. SC Laboratories, Inc warrants that all analytical work is conducted professionally in accordance with all applicable standard laboratory practices using validated methods. Data was generated using an unbroken chain of comparison to NIST traceable Reference Standards and Certified Reference Materials. All decision rulings are in accordance with the MED and results uploaded to METRC. This report may not be reproduced, except in full, without the written approval of SC Laboratories, Inc. ISO/IEC 17025:2017 Accredited A2LA Certificate Number 4329.01



Certificate #4329.03

Prepared for:

EV24.OFXD.243

EVG EXTRACTS

Batch ID or Lot Number: N/A	Test: Metals	Reported: 5/31/24	Location: 35715 HWY 40 #D203 EVERGREEN, CO 80439
Matrix: Concentrate	Test ID: T000282509	Started: 5/31/24	USDA License: N/A
Status: Active	Method: TM19 (ICP-MS); Heavy Metals	Received: 05/30/2024 @ 09:30 AM	Sampler ID: N/A

HEAVY METALS DETERMINATION

Compound	Dynamic Range (ppm)	Result (ppm)	Notes
Arsenic	0.048 - 4.77	ND	
Cadmium	0.049 - 4.88	ND	
Mercury	0.046 - 4.63	ND	
Lead	0.047 - 4.68	ND	

K Winterheimer
 Karen Winterheimer
 31-May-24
 1:01 PM

Samantha Smith
 Sam Smith
 31-May-24
 1:03 PM

PREPARED BY / DATE

APPROVED BY / DATE

Definitions

ND = None Detected (Defined by Dynamic Range of the method)

Testing results are based solely upon the sample submitted to SC Laboratories, Inc. SC Laboratories, Inc warrants that all analytical work is conducted professionally in accordance with all applicable standard laboratory practices using validated methods. Data was generated using an unbroken chain of comparison to NIST traceable Reference Standards and Certified Reference Materials. All decision rulings are in accordance with the MED and results uploaded to METRC. This report may not be reproduced, except in full, without the written approval of SC Laboratories, Inc. ISO/IEC 17025:2017 Accredited A2LA Certificate Number 4329.01



Certificate #4329.02

Prepared for:


EV24.OFXD.243


EVG EXTRACTS

Batch ID or Lot Number: N/A	Test: Mycotoxins	Reported: 6/7/24	Location: 35715 HWY 40 #D203 EVERGREEN, CO 80439
Matrix: Concentrate	Test ID: T000282511	Started: 6/3/24	USDA License: N/A
Status: Active	Method: TM18 (UHPLC-QQQ LCMS/MS): Mycotoxins	Received: 05/30/2024 @ 09:30 AM	Sampler ID: N/A

MYCOTOXIN DETERMINATION

Compound	Dynamic Range (ppb)	Result (ppb)	Notes
Ochratoxin A	2.7 - 130.2	ND	N/A
Aflatoxin B1	0.8 - 32.7	ND	
Aflatoxin B2	1 - 32.3	ND	
Aflatoxin G1	1 - 32.8	ND	
Aflatoxin G2	1 - 32.7	ND	
Total Aflatoxins (B1, B2, G1, and G2)		ND	


 Sam Smith
 7-Jun-24
 8:51 AM


 Karen Winterheimer
 7-Jun-24
 8:54 AM

PREPARED BY / DATE

APPROVED BY / DATE

Definitions

ND = None Detected (Defined by Dynamic Range of the method)

Testing results are based solely upon the sample submitted to SC Laboratories, Inc. SC Laboratories, Inc warrants that all analytical work is conducted professionally in accordance with all applicable standard laboratory practices using validated methods. Data was generated using an unbroken chain of comparison to NIST traceable Reference Standards and Certified Reference Materials. All decision rulings are in accordance with the MED and results uploaded to METRC. This report may not be reproduced, except in full, without the written approval of SC Laboratories, Inc. ISO/IEC 17025:2017 Accredited A2LA Certificate Number 4329.01



Certificate #4329.02



Certificate of Analysis
Compliance Test

Client Information:

EVG Extracts, LLC
35715 Hwy 40
D202

Batch # EV24.0FXD.243
Batch Date: 2024-05-30
Extracted From: hemp

Test Reg State: Colorado

Evergreen, CO 80439
Order # EVG240530-010001
Order Date: 2024-05-30
Sample # AAFQ209

Sampling Date: 2024-06-03
Lab Batch Date: 2024-06-03
Completion Date: 2024-06-10

Initial Gross Weight: 10.035 g



Pesticides
Passed

Product Image

Pesticides - CO

Specimen Weight: 592.500 mg

Passed
SOP14.003 (LCMS/GCMS)

Dilution Factor: 2.530

Analyte	LOD (ppb)	LOQ (ppb)	Action Limit (ppb)	Result (ppb)	Analyte	LOD (ppb)	LOQ (ppb)	Action Limit (ppb)	Result (ppb)	Analyte	LOD (ppb)	LOQ (ppb)	Action Limit (ppb)	Result (ppb)
Abamectin	3.1800E-4	100	100	<LOQ	Dodemorph	6.4700E-12	50	50	<LOQ	Naled	5.8500E-6	100	100	<LOQ
Acephate	3.9632E-2	20	20	<LOQ	Endosulfan sulfate	8.8376E-1	2500	2500	<LOQ	Novaluron	2.0500E-4	25	25	<LOQ
Acequinocyl	5.7646E-2	30	30	<LOQ	Endosulfan-alpha	1.2220E+1	2500	2500	<LOQ	Oxamyl	1.6190E-3	1500	1500	<LOQ
Acetamiprid	3.3800E-10	50	50	<LOQ	Endosulfan-beta	2.2760E+1	2500	2500	<LOQ	Paclobutrazol	6.9300E-8	10	10	<LOQ
Aldicarb	2.2744E-2	1000	1000	<LOQ	Ethoprophos	1.5900E-5	10	10	<LOQ	Pentachloronitrobenzen (Quintozene)	4.3900E+0	20	20	<LOQ
Allethrin	4.7244E-1	200	200	<LOQ	Etofenprox	8.3050E-3	50	50	<LOQ	Permethrin	2.2089E-2	50	50	<LOQ
Atrazine	3.7992E-1	25	25	<LOQ	Etoxazole	8.3558E-1	20	20	<LOQ	Phenothrin	2.1200E-7	50	50	<LOQ
Azadirachtin	3.0710E-3	1000	1000	<LOQ	Etridiazole	4.0200E+0	150	150	<LOQ	Phosmet	9.6150E-3	20	20	<LOQ
Azoxystrobin	1.3247E-2	20	20	<LOQ	Fenhexamid	1.0947E+0	125	125	<LOQ	Piperonylbutoxide	1.3400E-7	1250	1250	<LOQ
Benzovindiflupyr	1.2567E-2	20	20	<LOQ	Fenitrothion	3.4507E-1	10	10	<LOQ	Pirimicarb	5.6600E-5	10	10	<LOQ
Bifenazate	2.1700E-8	20	20	<LOQ	Fenpyroximate	4.4800E-7	20	20	<LOQ	Prallethrin	1.6732E-1	50	50	<LOQ
Bifenthrin	8.4200E-4	1000	1000	<LOQ	Fensulfthion	7.9400E-4	10	10	<LOQ	Propiconazole	2.1300E-14	100	100	<LOQ
Boscalid	4.3300E-6	10	10	<LOQ	Fenthion	4.9113E+0	10	10	<LOQ	Propoxur	3.5081E-1	10	10	<LOQ
Buprofezin	1.6600E-9	20	20	<LOQ	Fenvalerate	5.9775E-1	100	100	<LOQ	Pyraclostrobin	5.3100E-7	10	10	<LOQ
Carbaryl	1.3800E-5	25	25	<LOQ	Fipronil	2.8847E-2	10	10	<LOQ	Pyrethrins	6.2350E-3	50	50	<LOQ
Carbofuran	7.7600E-5	10	10	<LOQ	Flonicamid	6.9733E-2	25	25	<LOQ	Pyridaben	8.7500E-15	20	20	<LOQ
Chlorantraniliprole	1.3559E-1	20	20	<LOQ	Fludioxonil	1.3402E-2	10	10	<LOQ	Pyriproxyfen	9.5800E-5	10	10	<LOQ
Chlorfenapyr	1.5370E+1	1500	1500	<LOQ	Fluopyram	1.1200E-9	10	10	<LOQ	Resmethrin	6.8013E-2	50	50	<LOQ
Chlorpyrifos	9.0900E-5	500	500	<LOQ	Hexythiazox	6.1900E-5	10	10	<LOQ	Spinetoram	2.3645E-2	10	10	<LOQ
Clofentezine	3.7100E-7	10	10	<LOQ	Imazail	2.9500E-4	10	10	<LOQ	Spinosad	5.9903E-1	10	10	<LOQ
Clothianidin	3.9900E-4	25	25	<LOQ	Imidacloprid	1.5300E-4	10	10	<LOQ	Spirodiclofen	3.7377E+6	250	250	<LOQ
Coumaphos	9.8600E-5	10	10	<LOQ	Iprodione	1.0554E-1	500	500	<LOQ	Spiromesifen	3.2183E-1	3000	3000	<LOQ
Cyantraniliprole	6.0040E-3	10	10	<LOQ	Kinoprene	3.4000E+0	500	1250	<LOQ	Spirotetramat	4.2760E-2	10	10	<LOQ
Cyfluthrin	2.8130E+1	200	200	<LOQ	Kresoxim Methyl	1.4500E-4	150	150	<LOQ	Spiroxamine	1.2172E+0	100	100	<LOQ
Cypermethrin	1.1900E-6	300	300	<LOQ	Lambda Cyhalothrin	1.1686E-1	250	250	<LOQ	Tebuconazole	1.4800E-14	10	10	<LOQ
Cyprodinil	1.1410E-3	10	10	<LOQ	Malathion	1.3300E-4	10	10	<LOQ	Tebufenozide	1.8121E-2	10	10	<LOQ
Daminozide	3.0408E-1	100	100	<LOQ	Metalaxyl	4.8600E-5	10	10	<LOQ	Teflubenzuron	1.6620E-2	25	25	<LOQ
Deltamethrin	4.9284E-1	500	500	<LOQ	Methiocarb	2.2810E-3	10	10	<LOQ	Tetrachlorvinphos	8.3913E-1	10	10	<LOQ
Diazinon	3.9100E-10	20	20	<LOQ	Methomyl	1.1500E-6	25	25	<LOQ	Tetramethrin	9.9200E-5	100	100	<LOQ
Dichlorvos	1.1406E+0	50	50	<LOQ	Methoprene	1.1485E+0	2000	2000	<LOQ	Thiabendazole	1.2510E-3	20	20	<LOQ
Dimethoate	2.8400E-6	10	10	<LOQ	methyl-Parathion	4.2400E+0	9.6	9.6	<LOQ	Thiacloprid	1.1200E-5	10	10	<LOQ
Dimethomorph	1.5700E-4	50	50	<LOQ	Mevinphos	4.4200E-5	25	25	<LOQ	Thiamethoxam	2.2500E-6	10	10	<LOQ
Dinotefuran	2.3697E-1	50	50	<LOQ	MGK-264	2.5880E-3	50	50	<LOQ	Thiophanate-methyl	2.2300E-4	50	50	<LOQ
Diuron	6.8620E-3	125	125	<LOQ	Myclobutanil	7.0006E-1	10	10	<LOQ	Trifloxystrobin	2.1700E-13	10	10	<LOQ

Aixia Sun
Aixia Sun Lab Director/Principal Scientist
D.H.Sc., M.Sc., B.Sc., MT (AAB)

Definitions and Abbreviations used in this report: Total Active CBD = CBD + (CBD-A * 0.877). *Total CBDV = CBDV + (CBDVA * 0.87). Total Active THC = THCA-A * 0.877 + Delta 9 THC, Total THC = THC + (THCVA * 0.87). CBG Total = (CBGA * 0.877) + CBG, CBN Total = (CBNA * 0.877) + CBN, Total CBC = CBC + (CBCA * 0.877). Total THC-O-Acetate = Delta 8 THC-O-Acetate + Delta 9 THC-O-Acetate, Total THCP = Delta 8-THCP + Delta 9-THCP, Total Cannabinoids = Total percentage of cannabinoids within the sample. (mg/ml) = Milligrams per Milliliter, LOQ = Limit of Quantitation, LOD = Limit of Detection, Dilution = Dilution Factor, (ppb) = Parts per Billion, (%) = Percent, (cfu/g) = Colony Forming Unit per Gram, (µg/g) = Microgram per Gram, (ppm) = Parts per Million, (ppm) = (µg/g) (aw) = Water Activity, (mg/kg) = Milligram per Kilogram. ACS uses simple acceptance criteria. Passed - Analyte/microbe is not detected or is at the level below the action limit per CO rule 6 CCR 1010-21. Failed - Analyte/microbe is at the level that equal or above the action limit per CO rule 6 CCR 1010-21. Sample not received via laboratory sampling.

This report shall not be reproduced, without written approval, from ACS Laboratory. The results of this report relate only to the material or product analyzed. Test results are confidential unless explicitly waived otherwise. ACS Laboratory is accredited to the ISO/IEC 17025:2017 Standard.



Prepared for:

EV24.OFXD.243


EVG EXTRACTS

Batch ID or Lot Number: N/A	Test: Residual Solvents	Reported: 6/4/24	Location: 35715 HWY 40 #D203 EVERGREEN, CO 80439
Matrix: N/A	Test ID: T000282510	Started: 6/3/24	USDA License: N/A
Status: Active	Methods: TM04 (GC-MS): Residual Solvents	Received: 05/30/2024 @ 09:30 AM	Sampler ID: N/A

RESIDUAL SOLVENTS DETERMINATION

Solvent	Dynamic Range (ppm)	Result (ppm)	Notes
Propane	80 - 1600	*ND	
Butanes (Isobutane, n-Butane)	160 - 3191	*ND	
Methanol	55 - 1105	*ND	
Pentane	82 - 1649	*ND	
Ethanol	87 - 1740	*ND	
Acetone	93 - 1862	*ND	
Isopropyl Alcohol	95 - 1910	*ND	
Hexane	6 - 116	*ND	
Ethyl Acetate	95 - 1902	*ND	
Benzene	0.2 - 3.8	*ND	
Heptanes	89 - 1782	*ND	
Toluene	17 - 337	*ND	
Xylenes (m,p,o-Xylenes)	117 - 2343	*ND	

 Karen Winternheimer
4-Jun-24
10:29 AM

 Sam Smith
4-Jun-24
10:33 AM

PREPARED BY / DATE

APPROVED BY / DATE

Definitions

* ND = None Detected (Defined by Dynamic Range of the method)

Testing results are based solely upon the sample submitted to SC Laboratories, Inc. SC Laboratories, Inc warrants that all analytical work is conducted professionally in accordance with all applicable standard laboratory practices using validated methods. Data was generated using an unbroken chain of comparison to NIST traceable Reference Standards and Certified Reference Materials. All decision rulings are in accordance with the MED and results uploaded to METRC. This report may not be reproduced, except in full, without the written approval of SC Laboratories, Inc. ISO/IEC 17025:2017 Accredited A2LA Certificate Number 4329.01



Certificate #4329.02