

CERTIFICATE OF ANALYSIS

PRODUCED: JUL 24, 2025

SAMPLE: DOWNSHIFT TRAILBERRY (EDIBLE LIQUID) // CLIENT: HUMM // BATCH: PASSED AS OREGON INDUSTRIAL HEMP



BATCH NO.: LOT072025
 MATRIX: EDIBLE LIQUID
 DENSITY: 0.9938 g/ml
 SAMPLE ID: 2RO-250718-008
 HARVEST/MFG DATE: JUL 18, 2025
 COLLECTED ON: JUL 22, 2025
 SAMPLE SIZE: 2 UNITS
 SAMPLING SOP: 400 SAMPLE COLLECTION FOR CANNABIS PRODUCTS V012
 RECEIVED BY: JULIEN OUELLETTE
 SERVING/PACKAGE SIZE: 473 ML / 473 ML

CANNABINOID OVERVIEW

TOTAL THC:	1.88 mg/srv
TOTAL CBD:	10.34 mg/srv
TOTAL CANNABINOIDS:	12.22 mg/srv
SUM OF CANNABINOIDS:	12.22 mg/srv

BATCH RESULT: PASSED AS OREGON INDUSTRIAL HEMP

POTENCY	PASS
HOMOGENEITY	TESTED
MICROBIAL	PASS

JAOAC 2015.1: POTENCY BY HPLC // JUL 23, 2025

ANALYTE	LIMIT	AMT	AMT	LOQ (mg/ml)	PASS/FAIL	DATA FLAGS
CBC*		< LOQ	< LOQ	0.00199	N/A	
CBCA*		< LOQ	< LOQ	0.00199	N/A	
CBD		0.0022000 %	0.021864 mg/ml	0.00199	N/A	
CBDA		< LOQ	< LOQ	0.00199	N/A	
CBDV*		< LOQ	< LOQ	0.00199	N/A	
CBDVA*		< LOQ	< LOQ	0.00199	N/A	
CBG*		< LOQ	< LOQ	0.00199	N/A	
CBGA*		< LOQ	< LOQ	0.00199	N/A	
CBL*		< LOQ	< LOQ	0.00199	N/A	
CBN*		< LOQ	< LOQ	0.00199	N/A	
CBNA*		< LOQ	< LOQ	0.00199	N/A	
Δ ⁸ -THC		< LOQ	< LOQ	0.00199	N/A	
Δ ⁹ -THC		0.00040000 %	0.0039752 mg/ml	0.00199	N/A	
THCA		< LOQ	< LOQ	0.00199	N/A	
THCV*		< LOQ	< LOQ	0.00199	N/A	
THCVA*		< LOQ	< LOQ	0.00199	N/A	
TOTAL THC**	0.33 %	0.00040000 %	0.0039752 mg/ml		PASS	
TOTAL CBD**		0.0022000 %	0.021864 mg/ml		N/A	
CBD/SRV		10.341 mg			N/A	
Δ ⁹ -THC/SRV		1.8803 mg			N/A	
TOTAL THC/SRV**	2.2 mg	1.8803 mg			PASS	
TOTAL CBD/SRV**		10.341 mg			N/A	
CBD/PKG		10.341 mg			N/A	
Δ ⁹ -THC/PKG		1.8803 mg			N/A	
TOTAL THC/PKG**	22 mg	1.8803 mg			PASS	
TOTAL CBD/PKG**		10.341 mg			N/A	

* BEYOND SCOPE OF ACCREDITATION

** TOTAL THC = (THCA X 0.877) + DELTA-9-THC

RESULTS CERTIFIED BY: JAY KIRKWOOD
 TECHNICAL DIRECTOR, 2 RIVER LABS OREGON
 JUL 24, 2025



2 River Labs Oregon is accredited by ORELAP (Lab #4112) for analysis in compliance with OAR 333-064 and OAR 333-007. Results pertain to submitted samples only. Unless otherwise noted, samples were received in good condition and Quality Control samples met acceptance criteria. This Certificate shall not be reproduced except in full, without the written approval of 2 River Labs Oregon. Results marked with an asterisk (*) are not within scope of accreditation and for informational purposes only.

** TOTAL CBD = (CBDA X 0.877) + CBD



RESULTS CERTIFIED BY: JAY KIRKWOOD
TECHNICAL DIRECTOR, 2 RIVER LABS OREGON
JUL 24, 2025

A handwritten signature in black ink, appearing to read 'Jay K.', is positioned below the printed name and title.

2 River Labs Oregon is accredited by ORELAP (Lab #4112) for analysis in compliance with OAR 333-064 and OAR 333-007. Results pertain to submitted samples only. Unless otherwise noted, samples were received in good condition and Quality Control samples met acceptance criteria. This Certificate shall not be reproduced except in full, without the written approval of 2 River Labs Oregon. Results marked with an asterisk (*) are not within scope of accreditation and for informational purposes only.

JAOAC 2015.1: POTENCY BY HPLC // QUALITY CONTROL DATA // ANALYTICAL BATCH: CAN250722EDBL.txt

ANALYTE	Blank (µg/ml)	LOQ (µg/ml)	LCS (µg/ml)	LCS Spike (µg/ml)	LCS REC (%)	LIMITS (%)
CBC	ND	0.39400				
CBCA	ND	0.57800				
CBD	ND	0.22200	66.045	67.982	97.150	90-110
CBD A	ND	0.44700	12.776	12.940	98.728	90-110
CBDV	ND	0.48100				
CBDVA	ND	0.42700				
CBG	ND	1.0570				
CBGA	ND	0.70500				
CBL	ND	0.78100				
CBN	ND	0.57300				
CBNA	ND	0.83600				
DELTA-8-THC	ND	1.0650	7.0366	7.7280	91.053	90-110
DELTA-9-THC	ND	0.73100	202.04	206.71	97.741	90-110
THCA	ND	0.85100	170.12	173.30	98.162	90-110
THCV	ND	0.30100				
THCVA	ND	0.47000				

JAOAC 2015.1: POTENCY BY HPLC // PRIMARY & DUPLICATE RESULTS

ANALYTE	RESULT 1 (%)	LOQ (mg/g)	RESULT 2 (%)	LOQ (mg/g)
CBC	< LOQ	0.00200	< LOQ	0.00200
CBCA	< LOQ	0.00200	< LOQ	0.00200
CBD	0.0022500	0.00200	0.0021500	0.00200
CBD A	< LOQ	0.00200	< LOQ	0.00200
CBDV	< LOQ	0.00200	< LOQ	0.00200
CBDVA	< LOQ	0.00200	< LOQ	0.00200
CBG	< LOQ	0.00200	< LOQ	0.00200
CBGA	< LOQ	0.00200	< LOQ	0.00200
CBL	< LOQ	0.00200	< LOQ	0.00200
CBN	< LOQ	0.00200	< LOQ	0.00200
CBNA	< LOQ	0.00200	< LOQ	0.00200
DELTA-8-THC	< LOQ	0.00200	< LOQ	0.00200
DELTA-9-THC	0.00040000	0.00200	0.00039000	0.00200
THCA	< LOQ	0.00200	< LOQ	0.00200
THCV	< LOQ	0.00200	< LOQ	0.00200
THCVA	< LOQ	0.00200	< LOQ	0.00200
TOTAL THC	< LOQ	N/A	< LOQ	N/A
TOTAL CBD	< LOQ	N/A	< LOQ	N/A
CBD PER SERVING		N/A		N/A
DELTA-9-THC PER SERVING		N/A		N/A
TOTAL THC PER SERVING		N/A		N/A
TOTAL CBD PER SERVING		N/A		N/A
CBD PER PACKAGE		N/A		N/A
DELTA-9-THC PER PACKAGE		N/A		N/A
TOTAL THC PER PACKAGE		N/A		N/A
TOTAL CBD PER PACKAGE		N/A		N/A

HOMOGENEITY BY HPLC // JUL 23, 2025

ANALYTE	AMT (%)	PASS/FAIL	DATA FLAGS
Δ ⁸ -THC RPD	0.000	N/A	
TOTAL CBD RPD	0.000	N/A	
TOTAL THC RPD	0.000	N/A	

RESULTS CERTIFIED BY: JAY KIRKWOOD
 TECHNICAL DIRECTOR, 2 RIVER LABS OREGON
 JUL 24, 2025



2 River Labs Oregon is accredited by ORELAP (Lab #4112) for analysis in compliance with OAR 333-064 and OAR 333-007. Results pertain to submitted samples only. Unless otherwise noted, samples were received in good condition and Quality Control samples met acceptance criteria. This Certificate shall not be reproduced except in full, without the written approval of 2 River Labs Oregon. Results marked with an asterisk (*) are not within scope of accreditation and for informational purposes only.

MICROBIAL CONTAMINANTS BY REAL-TIME PCR // JUL 23, 2025

ANALYTE	LIMIT	AMT (CFU)	PASS/FAIL	DATA FLAGS
SALMONELLA SPP.	Any amt in 1 gram	ND	PASS	
SHIGA TOXIN-PRODUCING E. COLI	Any amt in 1 gram	ND	PASS	

MICROBIAL CONTAMINANTS BY REAL-TIME PCR // QUALITY CONTROL DATA // ANALYTICAL BATCH: mbc072125.csv

ANALYTE	072125_BAC_BLK (Cq)	072125_BAC_LCS (Cq)	072125_BAC_NEG (Cq)	072125_BAC_POS (Cq)
SALMONELLA SPP.	0.00	24.4	0.00	31.6
SHIGA TOXIN-PRODUCING E. COLI	0.00	41.3	0.00	23.1
IC	32.8	32.9	32.6	32.8

MICROBIAL CONTAMINANTS BY REAL-TIME PCR // PRIMARY & DUPLICATE RESULTS

ANALYTE	RESULT 1 (CFU)	RESULT 2 (CFU)
SALMONELLA SPP.	ND	ND
SHIGA TOXIN-PRODUCING E. COLI	ND	ND

ACCREDITATIONS



4112 - 017

ORELAP ACCREDITED

JAOAC 2015.1: POTENCY BY HPLC
CBD, CBDA, DELTA-8-THC, DELTA-9-THC, THC:CBD RATIO, THCA, TOTAL CBD, TOTAL THC

MICROBIAL CONTAMINANTS BY REAL-TIME PCR
SALMONELLA SPP., SHIGA TOXIN-PRODUCING E. COLI



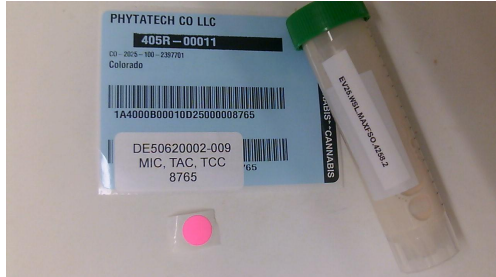
RESULTS CERTIFIED BY: JAY KIRKWOOD
TECHNICAL DIRECTOR, 2 RIVER LABS OREGON
JUL 24, 2025



Certificate of Analysis

Pages 1 of 1

PASSED



Harvest/Lot ID: EV25.WSL.MAXFSO.4258.2
Batch #: CO HEMP - EV25.WSL.MAXFSO.4258.2
Production Method: Other
Total Amount: 10 gram
Retail Product Size: 1 gram
Retail Serving Size: 1
Servings: 1
Metric Package #: 1A4000B00010D25000008765
Metric Source Package #: NA


EVG Extracts, LLC

78 Beaver Brook Canyon Rd
Evergreen, CO, 80439, US
License #: 405R-00011



SAFETY RESULTS

MISC.

									
Pesticide	Heavy Metals	Microbial	Mycotoxins	Solvents	Filtration	Water Activity	Moisture Content	Vitamin E	Terpenes
NOT TESTED	NOT TESTED	PASSED	NOT TESTED	NOT TESTED	NOT TESTED	NOT TESTED	NOT TESTED	NOT TESTED	NOT TESTED



Microbial

PASSED

ANALYTES	UNIT	LOD	LOQ	LIMIT	PASS/FAIL	RESULT	QUALIFIER
TOTAL YEAST AND MOLD	cfu/g	100	100	10000	PASS	ND	
SHIGA-TOXIN PRODUCING ESCHERICHIA COLI (STEC)		1	1	1	PASS	Not Present	
SALMONELLA SPECIES		1	1	1	PASS	Not Present	
TOTAL AEROBIC	cfu/g	10	10	10000	PASS	ND	
TOTAL COLIFORM	cfu/g	10	10	100	PASS	ND	

Analyzed by: 1473, 3665, 2, 2080	Weight: 3.42g	Extraction date: 06/20/25 15:55:15	Extracted by: 1473
--	-------------------------	--	------------------------------

Analysis Method: SOP.T.40.057.CO; SOP.T.40.209.CO

Analytical Batch: DE010356MIC

Instrument Used: Microbial - Full Panel

Analyzed Date: 06/23/25 10:47:12

Batch Date: 06/20/25 08:49:34

Dilution: N/A

Reagent: 061725.R01; 061125.01; 050825.01; 061425.R01; 061725.R02; 111924.04; 031423.01; 052325.01; 052325.03; 041525.03; 052325.12; 041525.05; 012725.07

Consumables: 110524CH01; 01859; 00117; 40998-0514-051AL; 1; 2; 61943-343C6-343J; 41171-135C4-135AL; 3; 25A5550

Pipette: MIC EXT - L47149J_P1000; MIC TYM - 20F92851_P1000; MIC EXT - MV21601_P100; MIC TYM - MU03680_P1000; MIC PCR - M32141C_P100; MIC TYM - MU06201_P100; MIC PCR - N65633K_P200; MIC EXT - K94440L_P20; MIC - 20E73249_Dispensette 5-50mL; MIC EXT - J46789J_P200; MIC PCR - J55715J_P20; MIC TYM - M30687C_P10; MIC PCR - O52710K_P10; MIC TYM - N15637K_P100; MIC PCR - O34081K_P1000

Microbiological testing for Fungal and Bacterial Identification via Polymerase Chain Reaction (PCR) methods and plating methods. If a pathogenic Escherichia Coli (STEC) or Salmonella is detected in 1g of a sample, the sample fails the microbiological-impurity testing.

This report shall not be reproduced, unless in its entirety, without written approval from Kaycha Labs. This report is a Kaycha Labs certification. The results relate only to the material received or product analyzed. Test results are confidential unless explicitly waived otherwise. Void after 1 year from test end date. Cannabinoid or contaminant content of batch material may vary depending on sampling error. ND=Not Detected, NT=Not Tested, ppm=Parts Per Million, ppb=Parts Per Billion. Limit of Detection (LoD) and Limit Of Quantitation (LoQ) are terms used to describe the smallest concentration that can be reliably measured by an analytical procedure. RPD=Reproducibility of two measurements. Action Levels are State determined thresholds. The Measurement Uncertainty (UM) error is available from the lab upon request.

William Stephens

Lab Director

State License #
405R-00011 405-00008
ISO 17025
Accreditation #
4331.01



Signature
06/23/25
Laboratory License #:
405R-00011

SAMPLE NAME: EV.OT.127

Concentrate, Product Inhalable

CULTIVATOR / MANUFACTURER

Business Name:

License Number:

Address:

DISTRIBUTOR / TESTED FOR

Business Name: EVG Extracts

License Number:

Address:

SAMPLE DETAIL

Batch Number:

Sample ID: 240103N020

Date Collected: 01/03/2024

Date Received: 01/03/2024

Batch Size:

Sample Size: 1.0 units

Unit Mass: 10 grams per Unit

Serving Size:

Scan QR code to verify
authenticity of results.

TERPENOID ANALYSIS - SUMMARY

39 TESTED, TOP 3 HIGHLIGHTED

Total Terpenoids: 44.6673%



β-Caryophyllene 185.173 mg/g



α-Humulene 65.765 mg/g



Myrcene 42.283 mg/g

For quality assurance purposes. Not a Regulatory Hemp Lab Test Report. These results relate only to the sample included on this report. This report shall not be reproduced, except in full, without written approval of the laboratory.

Sample Certification: California Code of Regulations Title 4 Division 19. Department of Cannabis Control Business and Professions Code. Reference: Sections 26100, 26104 and 26110, Business and Professions Code.

Decision Rule: Statements of conformity (e.g. Pass/Fail) to specifications are made in this report without taking measurement uncertainty into account. Where statements of conformity are made in this report, the following decision rules are applied: PASS - Results within limits/specifications, FAIL - Results exceed limits/specifications.

References: limit of detection (LOD), limit of quantification (LOQ), not detected (ND), not tested (NT)



LQC verified by: Michael Pham
Job Title: Senior Laboratory Analyst
Date: 01/06/2024



Approved by: Josh Wurzer
Job Title: Chief Compliance Officer
Date: 01/06/2024



Terpenoid Analysis

Terpene analysis utilizing gas chromatography-flame ionization detection (GC-FID).

Method: QSP 1192 - Analysis of Terpenoids by GC-FID

TERPENOID TEST RESULTS - 01/06/2024

COMPOUND	LOD/LOQ (mg/g)	MEASUREMENT UNCERTAINTY (mg/g)	RESULT (mg/g)	RESULT (%)
β-Caryophyllene	0.004 / 0.012	±5.1293	185.173	18.5173
α-Humulene	0.009 / 0.029	±1.6441	65.765	6.5765
Myrcene	0.008 / 0.025	±0.4228	42.283	4.2283
α-Bisabolol	0.008 / 0.026	±1.5287	36.835	3.6835
Caryophyllene Oxide	0.010 / 0.033	±0.6394	17.861	1.7861
Guaiol	0.009 / 0.030	±0.5912	16.110	1.6110
trans-β-Farnesene	0.008 / 0.025	±0.4101	14.857	1.4857
Limonene	0.005 / 0.016	±0.1333	12.009	1.2009
α-Pinene	0.005 / 0.017	±0.0747	11.145	1.1145
Linalool	0.009 / 0.032	±0.2169	7.327	0.7327
Terpineol	0.009 / 0.031	±0.3456	7.231	0.7231
β-Pinene	0.004 / 0.014	±0.0623	7.000	0.7000
Fenchol	0.010 / 0.034	±0.1438	4.778	0.4778
β-Ocimene	0.006 / 0.020	±0.1111	4.443	0.4443
Nerolidol	0.006 / 0.019	±0.1410	2.877	0.2877
Borneol	0.005 / 0.016	±0.0879	2.687	0.2687
Valencene	0.009 / 0.030	±0.1227	2.290	0.2290
Eucalyptol	0.006 / 0.018	±0.0296	1.504	0.1504
Sabinene Hydrate	0.006 / 0.022	±0.0255	0.846	0.0846
Terpinolene	0.008 / 0.026	±0.0110	0.692	0.0692
Citronellol	0.003 / 0.010	±0.0239	0.629	0.0629
Camphene	0.005 / 0.015	±0.0037	0.408	0.0408
γ-Terpinene	0.006 / 0.018	±0.0048	0.355	0.0355
Fenchone	0.009 / 0.028	±0.0079	0.349	0.0349
Δ ³ -Carene	0.005 / 0.018	±0.0025	0.221	0.0221
p-Cymene	0.005 / 0.016	±0.0042	0.203	0.0203
Geraniol	0.002 / 0.007	±0.0056	0.162	0.0162
Sabinene	0.004 / 0.014	±0.0015	0.159	0.0159
α-Terpinene	0.005 / 0.017	±0.0016	0.137	0.0137
Nerol	0.003 / 0.011	±0.0046	0.133	0.0133
α-Phellandrene	0.006 / 0.020	±0.0012	0.112	0.0112
Isoborneol	0.004 / 0.012	±0.0029	0.092	0.0092
Isopulegol	0.005 / 0.016	N/A	ND	ND
Camphor	0.006 / 0.019	N/A	ND	ND
Menthol	0.008 / 0.025	N/A	ND	ND
Pulegone	0.003 / 0.011	N/A	ND	ND
Geranyl Acetate	0.004 / 0.014	N/A	ND	ND
α-Cedrene	0.005 / 0.016	N/A	ND	ND
Cedrol	0.008 / 0.027	N/A	ND	ND
TOTAL TERPENOIDS			446.673 mg/g	44.6673%

1 β-Caryophyllene

A sesquiterpene with a fragrance that can be described as spicy, woody, dry, dusty and mildly sweet. It was one of the first organic compounds to fully synthesized in a laboratory and plays a role in the endocannabinoid system as it is a functional CB₂ receptor agonist. Found in black pepper, clove, hops, rosemary, black-jack, perilla, spicebush, Indian pennywort, celery, frankincense, vitex, parsley, marigold, tamarind...etc.

2 α-Humulene

Also known as α-caryophyllene, it is an isomer of the sesquiterpene β-Caryophyllene which frequently occurs in nature with many aromatic plants across the globe. It has a fragrance that can be described as earthy or musky with spicy undertones. Found in hops, forskohlii, skullcaps, basil, nutmeg, cloves, sage, cotton, tamarind, black pepper, guava, Scotch pine...etc.

3 Myrcene

A monoterpene with a fragrance that can be described as peppery, spicy, herbal, floral and woody. Although it has a pleasant odor, it is typically used by the perfume industry as precursor for developing other fragrances. Found in hops, houttuynia, bay, thyme, lemon grass, mango, verbena, cardamom, citrus...etc.



Certificate of Analysis

Compliance Test

Client Information:

EVG Extracts, LLC
35715 Hwy 40
D202

Batch # EV.OT.127
Batch Date: 2023-12-13
Extracted From: Hemp

Test Reg State: Colorado

Evergreen, CO 80439

Order # EVG231213-030001
Order Date: 2023-12-13
Sample # AAF0890

Sampling Date: 2023-12-15
Lab Batch Date: 2023-12-15
Completion Date: 2023-12-19

Initial Gross Weight: 8.125 g



Product Image

Pesticides - CO
Specimen Weight: 596.700 mg

Passed
SOP14.003 (LCMS/GCMS)

Dilution Factor: 2.510

Analyte	LOD (ppb)	LOQ (ppb)	Action Limit (ppb)	Result (ppb)	Analyte	LOD (ppb)	LOQ (ppb)	Action Limit (ppb)	Result (ppb)	Analyte	LOD (ppb)	LOQ (ppb)	Action Limit (ppb)	Result (ppb)
Abamectin	3.1800E-4	100	100	<LOQ	Dodemorph	6.4700E-12	50	50	<LOQ	Naled	5.8500E-6	100	100	<LOQ
Acephate	3.9632E-2	20	20	<LOQ	Endosulfan sulfate	8.8376E-1	2500	2500	<LOQ	Novaluron	2.0500E-4	25	25	<LOQ
Acequinocyl	5.7646E-2	30	30	<LOQ	Endosulfan-alpha	1.2220E+1	2500	2500	<LOQ	Oxamyl	1.6190E-3	1500	1500	<LOQ
Acetamiprid	3.3800E-10	50	50	<LOQ	Endosulfan-beta	2.2760E+1	2500	2500	<LOQ	Paclobutrazol	6.9300E-8	10	10	<LOQ
Aldicarb	2.2744E-2	1000	1000	<LOQ	Ethoprophos	1.5900E-5	10	10	<LOQ	Pentachloronitrobenzen(Quintozone)	4.3900E+0	20	20	<LOQ
Allethrin	4.7244E-1	200	200	<LOQ	Etofenprox	8.3050E-3	50	50	<LOQ	Permethrin	2.2089E-2	50	50	<LOQ
Atrazine	3.7992E-1	25	25	<LOQ	Etoxazole	8.3558E-1	20	20	<LOQ	Phenothrin	2.1200E-7	50	50	<LOQ
Azadirachtin	3.0710E-3	1000	1000	<LOQ	Etridiazole	4.0200E+0	150	150	<LOQ	Phosmet	9.6150E-3	20	20	<LOQ
Azoxystrobin	1.3247E-2	20	20	<LOQ	Fenhexamid	1.0947E+0	125	125	<LOQ	Piperonylbutoxide	1.3400E-7	1250	1250	<LOQ
Benzovindiflupyr	1.2567E-2	20	20	<LOQ	Fenoxycarb	3.4507E-1	10	10	<LOQ	Pyrethrin	5.6600E-5	10	10	<LOQ
Bifenazate	2.1700E-8	20	20	<LOQ	Fenpyroximate	4.4800E-7	20	20	<LOQ	Prallethrin	1.6732E-1	50	50	<LOQ
Bifenthrin	8.4200E-4	1000	1000	<LOQ	Fensulfothion	7.9400E-4	10	10	<LOQ	Propiconazole	2.1300E-14	100	100	<LOQ
Boscalid	4.3300E-6	10	10	<LOQ	Fenthion	4.9113E+0	10	10	<LOQ	Propoxur	3.5081E-1	10	10	<LOQ
Buprofezin	1.6600E-9	20	20	<LOQ	Fenvalerate	5.9775E-1	100	100	<LOQ	Pyraclostrobin	5.3100E-7	10	10	<LOQ
Carbaryl	1.3800E-5	25	25	<LOQ	Fipronil	2.8847E-2	10	10	<LOQ	Pyrethrins	6.2350E-3	50	50	<LOQ
Carbofuran	7.7600E-5	10	10	<LOQ	Flonicamid	6.9733E-2	25	25	<LOQ	Pyridaben	8.7500E-15	20	20	<LOQ
Chlorantraniliprole	1.3559E-1	20	20	<LOQ	Fludioxonil	1.3402E-2	10	10	<LOQ	Pyriproxyfen	9.5800E-5	10	10	<LOQ
Chlorfenapyr	1.5370E+1	1500	1500	<LOQ	Fluopyram	1.1200E-9	10	10	<LOQ	Resmethrin	6.8013E-2	50	50	<LOQ
Chlorpyrifos	9.0900E-5	500	500	<LOQ	Hexythiazox	6.1900E-5	10	10	<LOQ	Spinetoram	2.3645E-2	10	10	<LOQ
Clofentezine	3.7100E-7	10	10	<LOQ	Imazalil	2.9500E-4	10	10	<LOQ	Spinosad	5.9903E-1	10	10	<LOQ
Clothianidin	3.9900E-4	25	25	<LOQ	Imidacloprid	1.5300E-4	10	10	<LOQ	Spirodiclofen	3.7377E+6	250	250	<LOQ
Coumaphos	9.8600E-5	10	10	<LOQ	Iprodione	1.0554E-1	500	500	<LOQ	Spiromesifen	3.2183E-1	3000	3000	<LOQ
Cyantraniliprole	6.0040E-3	10	10	<LOQ	Kinoprene	3.4000E+0	500	1250	<LOQ	Spirotetramat	4.2760E-2	10	10	<LOQ
Cyfluthrin	2.8130E+1	200	200	<LOQ	Kresoxim Methyl	1.4500E-4	150	150	<LOQ	Spiroxamine	1.2172E+0	100	100	<LOQ
Cypermethrin	1.1900E-6	300	300	<LOQ	Lambda Cyhalothrin	1.1686E-1	250	250	<LOQ	Tebuconazole	1.4800E-14	10	10	<LOQ
Cyprodinil	1.1410E-3	10	10	<LOQ	Malathion	1.3300E-4	10	10	<LOQ	Tebufenozide	1.8121E-2	10	10	<LOQ
Daminozide	3.0408E-1	100	100	<LOQ	Metalaxyl	4.8600E-5	10	10	<LOQ	Teflubenzuron	1.6620E-2	25	25	<LOQ
Deltamethrin	4.9284E-1	500	500	<LOQ	Methiocarb	2.2810E-3	10	10	<LOQ	Tetrachlorvinphos	8.3913E-1	10	10	<LOQ
Diazinon	3.9100E-10	20	20	<LOQ	Methomyl	1.1500E-6	25	25	<LOQ	Tetramethrin	9.9200E-5	100	100	<LOQ
Dichlorvos	1.1406E+0	50	50	<LOQ	Methoprene	1.1485E+0	2000	2000	<LOQ	Thiabendazole	1.2510E-3	20	20	<LOQ
Dimethoate	2.8400E-6	10	10	<LOQ	methyl-Parathion	4.2400E+0	9.6	9.6	<LOQ	Thiacloprid	1.1200E-5	10	10	<LOQ
Dimethomorph	1.5700E-4	50	50	<LOQ	Mevinphos	4.4200E-5	25	25	<LOQ	Thiamethoxam	2.2500E-6	10	10	<LOQ
Dinotefuran	2.3697E-1	50	50	<LOQ	MGK-264	2.5880E-3	50	50	<LOQ	Thiophanate-methyl	2.2300E-4	50	50	<LOQ
Diuron	6.8620E-3	125	125	<LOQ	Myclobutanil	7.0006E-1	10	10	<LOQ	Trifloxystrobin	2.1700E-13	10	10	<LOQ

Aixia Sun
Aixia Sun Lab Director/Principal Scientist
D.H.Sc., M.Sc., B.Sc., MT (AAB)

Definitions and Abbreviations used in this report: Total Active CBD = CBD + (CBD-A * 0.877), *Total CBDV = CBDV + (CBDVA * 0.87), Total Active THC = THCA-A * 0.877 + Delta 9 THC, Total THCV = THCV + (THCVA * 0.87), CBG Total = (CBGA * 0.877) + CBG, CBN Total = (CBNA * 0.877) + CBN, Total CBC = CBC + (CBCA * 0.877), Total THC-O-Acetate = Delta 9 THC-O-Acetate + Delta 9 THC-O-Acetate, Total THCP = Delta8-THCP + Delta9-THCP, Other Cannabinoids Total = Total Cannabinoids - All the listed cannabinoids on the summary section, Total Detected Cannabinoids = Delta8-THC + Delta9-THC + Total CBN + CBT + CBE + Delta8-THCV + Total CBG + Total CBD + Total THCV + CBL + Total THC + Total CBC + Total CBDV + Delta10-THC + Total THC-O-Acetate + Total THCP, (mg/ml) = Milligrams per Milliliter, LOQ = Limit of Quantitation, LOD = Limit of Detection, Dilution = Dilution Factor, (ppb) = Parts per Billion, (%) = Percent, (cfu/g) = Colony Forming Unit per Gram, (µg/g) = Microgram per Gram, (ppm) = Parts per Million, (ppm) = (µg/g), (aw) = Water Activity, (mg/Kg) = Milligram per Kilogram. ACS uses simple acceptance criteria. Passed - Analyte/microbe is not detected or is at the level below the action limit per CO rule 6 CCR 1010-21. Failed - Analyte/microbe is at the level that equal or above the action limit per CO rule 6 CCR 1010-21 Sample not received via laboratory sampling.
This report shall not be reproduced, without written approval, from ACS Laboratory. The results of this report relate only to the material or product analyzed. Test results are confidential unless explicitly waived otherwise. ACS Laboratory is accredited to the ISO/IEC 17025:2017 Standard.



CERTIFICATE OF ANALYSIS

Prepared for:

EVG EXTRACTS

35715 HWY 40 #D203

EVERGREEN, CO USA 80439


EV.OT.127

Batch ID or Lot Number:	Test: Mycotoxins	Reported: 08Jan2024	USDA License: N/A
Matrix: Finished Product	Test ID: T000266377	Started: 05Jan2024	Sampler ID: N/A
	Method(s): TM18 (UHPLC-QQQ LCMS/MS): Mycotoxins	Received: 29Dec2023	Status: Active

Mycotoxins

	Dynamic Range (ppb)	Result (ppb)	Notes
Ochratoxin A	2.83 - 131.55	ND	N/A
Aflatoxin B1	0.92 - 33.82	ND	
Aflatoxin B2	0.99 - 34.11	ND	
Aflatoxin G1	1.09 - 34.08	ND	
Aflatoxin G2	1.05 - 34.18	ND	
Total Aflatoxins (B1, B2, G1, and G2)		ND	

Final Approval



Sam Smith
08Jan2024
08:42:00 AM MST

PREPARED BY / DATE



Karen Winternheimer
08Jan2024
08:51:00 AM MST

APPROVED BY / DATE



<https://results.botanacor.com/api/v1/coas/uuid/403ee995-9c26-45ee-aded-bdb2c6e99bdf>

Definitions

ND = None Detected (defined by dynamic range of the method)

Dynamic Range = Limit of Quantitation (LOQ) through Upper Limit of Method Range

Testing results are based solely upon the sample submitted to SC Laboratories, Inc., in the condition it was received. SC Laboratories, Inc., warrants that all analytical work is conducted professionally in accordance with all applicable standard laboratory practices using validated methods. Data was generated using an unbroken chain of comparison to NIST traceable Reference Standards and Certified Reference Materials. This report may not be reproduced, except in full, without the written approval of SC Laboratories, Inc. ISO/IEC 17025:2017 A2LA Cert #: 4329.02 Chemical; 4329.03 Biological.



Cert #4329.02



CDPHE Certified

403ee9959c2645eeadedbdb2c6e99bdf.1


Prepared for:

EV.OT.127**EVG EXTRACTS**


Batch ID or Lot Number: N/A	Test: Metals	Reported: 1/3/24	Location: 35715 HWY 40 #D203 EVERGREEN, CO 80439
Matrix: Finished Product	Test ID: T000266375	Started: 1/3/24	USDA License: N/A
Status: Active	Method: TM19 (ICP-MS): Heavy Metals	Received: 12/29/2023 @ 09:32 AM	Sampler ID: N/A

HEAVY METALS DETERMINATION

Compound	Dynamic Range (ppm)	Result (ppm)	Notes
Arsenic	0.042 - 4.24	ND	
Cadmium	0.041 - 4.11	ND	
Mercury	0.043 - 4.27	ND	
Lead	0.041 - 4.08	ND	

 Sam Smith
3-Jan-24
10:38 AM

PREPARED BY / DATE

 Karen Winterheimer
3-Jan-24
10:41 AM

APPROVED BY / DATE

Definitions

ND = None Detected (Defined by Dynamic Range of the method)

Testing results are based solely upon the sample submitted to Botanacor Laboratories, LLC, in the condition it was received. Botanacor Laboratories, LLC warrants that all analytical work is conducted professionally in accordance with all applicable standard laboratory practices using validated methods. Data was generated using an unbroken chain of comparison to NIST traceable Reference Standards and Certified Reference Materials. This report may not be reproduced, except in full, without the written approval of Botanacor Laboratories, LLC.



Certificate #4329.02

Prepared for:


EV.OT.127

EVG EXTRACTS


Batch ID or Lot Number: N/A	Test: Residual Solvents	Reported: 1/3/24	Location: 35715 HWY 40 #D203 EVERGREEN, CO 80439
Matrix: N/A	Test ID: T000266376	Started: 1/2/24	USDA License: N/A
Status: Active	Methods: TM04 (GC-MS): Residual Solvents	Received: 12/29/2023 @ 09:32 AM	Sampler ID: N/A

RESIDUAL SOLVENTS DETERMINATION

Solvent	Dynamic Range (ppm)	Result (ppm)	Notes
Propane	77 - 1541	*ND	
Butanes (Isobutane, n-Butane)	172 - 3441	*ND	
Methanol	59 - 1188	*ND	
Pentane	86 - 1712	*ND	
Ethanol	85 - 1700	*ND	
Acetone	98 - 1950	*ND	
Isopropyl Alcohol	95 - 1902	*ND	
Hexane	6 - 122	*ND	
Ethyl Acetate	100 - 1993	*ND	
Benzene	0.2 - 3.9	*ND	
Heptanes	96 - 1922	*ND	
Toluene	17 - 350	*ND	
Xylenes (m,p,o-Xylenes)	125 - 2492	*ND	

 Sam Smith
3-Jan-24
1:46 PM

PREPARED BY / DATE

 Karen Winternheimer
3-Jan-24
2:37 PM

APPROVED BY / DATE

Definitions

* ND = None Detected (Defined by Dynamic Range of the method)

Testing results are based solely upon the sample submitted to SC Laboratories, Inc. SC Laboratories, Inc warrants that all analytical work is conducted professionally in accordance with all applicable standard laboratory practices using validated methods. Data was generated using an unbroken chain of comparison to NIST traceable Reference Standards and Certified Reference Materials. All decision rulings are in accordance with the MED and results uploaded to METRC. This report may not be reproduced, except in full, without the written approval of SC Laboratories, Inc. ISO/IEC 17025:2017 Accredited A2LA Certificate Number 4329.01



Certificate #4329.02