

CERTIFICATE OF ANALYSIS

PRODUCED: MAY 01, 2024

SAMPLE: WILD TANGERINE (EDIBLE LIQUID) // CLIENT: HUMM // BATCH: PASS



LOT NO.: WILD TANGERINE LOT042224  
 MATRIX: EDIBLE LIQUID  
 CATEGORY: EDIBLE  
 SAMPLE ID: 2RO-240425-006  
 HARVEST/MFG DATE: APR 25, 2024  
 COLLECTED ON: APR 25, 2024  
 BATCH/SAMPLE SIZE: 16 OZ / 453.59237 G  
 SAMPLING SOP: 400 SAMPLE COLLECTION FOR CANNABIS PRODUCTS V012  
 RECEIVED BY: JULIEN OUELLETTE  
 SERVING/PACKAGE SIZE: 453.59237 G / 453.59237 G

CANNABINOID OVERVIEW

TOTAL THC:	1.81 mg/srv
TOTAL CBD:	8.62 mg/srv
TOTAL CANNABINOIDS:	10.43 mg/srv
SUM OF CANNABINOIDS:	10.43 mg/srv

BATCH RESULT: PASS


POTENCY PASS  
 HOMOGENEITY TESTED

JAOAC 2015.1: POTENCY BY HPLC // APR 26, 2024

ANALYTE	LIMIT	AMT	AMT	LOQ (mg/g)	PASS/FAIL	DATA FLAGS
CBC*		< LOQ	< LOQ	0.00200	N/A	
CBCA*		< LOQ	< LOQ	0.00200	N/A	
CBD		0.0019000 %	0.019000 mg/g	0.00200	N/A	
CBDA		< LOQ	< LOQ	0.00200	N/A	
CBDV*		< LOQ	< LOQ	0.00200	N/A	
CBDVA*		< LOQ	< LOQ	0.00200	N/A	
CBG*		< LOQ	< LOQ	0.00200	N/A	
CBGA*		< LOQ	< LOQ	0.00200	N/A	
CBL*		< LOQ	< LOQ	0.00200	N/A	
CBN*		< LOQ	< LOQ	0.00200	N/A	
CBNA*		< LOQ	< LOQ	0.00200	N/A	
Δ <sup>8</sup> -THC		< LOQ	< LOQ	0.00200	N/A	
Δ <sup>9</sup> -THC		0.00040000 %	0.0040000 mg/g	0.00200	N/A	
THCA		< LOQ	< LOQ	0.00200	N/A	
THCV*		< LOQ	< LOQ	0.00200	N/A	
THCVA*		< LOQ	< LOQ	0.00200	N/A	
TOTAL THC**		0.00040000 %	0.0040000 mg/g		N/A	
TOTAL CBD**		0.0019000 %	0.019000 mg/g		N/A	
CBD/SRV		8.6183 mg			N/A	
Δ <sup>9</sup> -THC/SRV		1.8144 mg			N/A	
TOTAL THC/SRV**	11 mg	1.8144 mg			PASS	
TOTAL CBD/SRV**		8.6183 mg			N/A	
CBD/PKG		8.6183 mg			N/A	
Δ <sup>9</sup> -THC/PKG		1.8144 mg			N/A	
TOTAL THC/PKG**	110 mg	1.8144 mg			PASS	
TOTAL CBD/PKG**		8.6183 mg			N/A	

\* BEYOND SCOPE OF ACCREDITATION  
 \*\* TOTAL CBD = (CBDA X 0.877) + CBD

RESULTS CERTIFIED BY: JULIAN WOLZ  
 TECHNICAL DIRECTOR, 2 RIVER LABS OREGON  
 MAY 01, 2024




\*\* TOTAL THC = (THCA X 0.877) + THC



RESULTS CERTIFIED BY: JULIAN WOLZ  
TECHNICAL DIRECTOR, 2 RIVER LABS OREGON  
MAY 01, 2024

A handwritten signature in black ink, appearing to read 'Julian Wolz', is positioned below the printed name and title.

2 River Labs Oregon is accredited by ORELAP (Lab #4112) for analysis in compliance with OAR 333-064 and OAR 333-007. Results pertain to submitted samples only. Unless otherwise noted, samples were received in good condition and Quality Control samples met acceptance criteria. This Certificate shall not be reproduced except in full, without the written approval of 2 River Labs Oregon. Results marked with an asterisk (\*) are not within scope of accreditation and for informational purposes only.



# REGULATORY COMPLIANCE TESTING

## JAOAC 2015.1: POTENCY BY HPLC // QUALITY CONTROL DATA // ANALYTICAL BATCH: CAN\_240426A.txt

ANALYTE	Blank (µg/ml)	LOQ (µg/ml)	LCS (µg/ml)	LCS Spike (µg/ml)	LCS REC (%)	LIMITS (%)
CBC	ND	0.39400				
CBCA	ND	0.57800				
CBD	ND	0.22200	30.938	31.659	97.724	90-110
CBDA	ND	0.44700	4.2860	4.5122	94.986	90-110
CBDV	ND	0.48100				
CBDVA	ND	0.42700				
CBG	ND	1.0570				
CBGA	ND	0.70500				
CBL	ND	0.78100				
CBN	ND	0.57300				
CBNA	ND	0.83600				
DELTA-8-THC	ND	1.0650	4.4160	4.5170	97.764	90-110
DELTA-9-THC	ND	0.73100	56.903	56.694	100.37	90-110
THCA	ND	0.85100	43.864	44.572	98.411	90-110
THCV	ND	0.30100				
THCVA	ND	0.47000				

## JAOAC 2015.1: POTENCY BY HPLC // PRIMARY & DUPLICATE RESULTS

ANALYTE	RESULT 1 (%)	LOQ (mg/g)	RESULT 2 (%)	LOQ (mg/g)
CBC	< LOQ	0.00200	< LOQ	0.00200
CBCA	< LOQ	0.00200	< LOQ	0.00200
CBD	0.0019000	0.00200	0.0019000	0.00200
CBDA	< LOQ	0.00200	< LOQ	0.00200
CBDV	< LOQ	0.00200	< LOQ	0.00200
CBDVA	< LOQ	0.00200	< LOQ	0.00200
CBG	< LOQ	0.00200	< LOQ	0.00200
CBGA	< LOQ	0.00200	< LOQ	0.00200
CBL	< LOQ	0.00200	< LOQ	0.00200
CBN	< LOQ	0.00200	< LOQ	0.00200
CBNA	< LOQ	0.00200	< LOQ	0.00200
DELTA-8-THC	< LOQ	0.00200	< LOQ	0.00200
DELTA-9-THC	0.00040000	0.00200	0.00040000	0.00200
THCA	< LOQ	0.00200	< LOQ	0.00200
THCV	< LOQ	0.00200	< LOQ	0.00200
THCVA	< LOQ	0.00200	< LOQ	0.00200
TOTAL THC	< LOQ	N/A	< LOQ	N/A
TOTAL CBD	< LOQ	N/A	< LOQ	N/A
CBD PER SERVING		N/A		N/A
DELTA-9-THC PER SERVING		N/A		N/A
TOTAL THC PER SERVING		N/A		N/A
TOTAL CBD PER SERVING		N/A		N/A
CBD PER PACKAGE		N/A		N/A
DELTA-9-THC PER PACKAGE		N/A		N/A
TOTAL THC PER PACKAGE		N/A		N/A
TOTAL CBD PER PACKAGE		N/A		N/A

## HOMOGENEITY BY HPLC // APR 26, 2024

ANALYTE	LIMIT	AMT (%)	PASS/FAIL	DATA FLAGS
Δ <sup>8</sup> -THC RPD		0.00	N/A	
TOTAL CBD RPD		0.00	N/A	
TOTAL THC RPD		0.00	N/A	

RESULTS CERTIFIED BY: JULIAN WOLZ  
 TECHNICAL DIRECTOR, 2 RIVER LABS OREGON  
 MAY 01, 2024

*Julian Wolz*

2 River Labs Oregon is accredited by ORELAP (Lab #4112) for analysis in compliance with OAR 333-064 and OAR 333-007. Results pertain to submitted samples only. Unless otherwise noted, samples were received in good condition and Quality Control samples met acceptance criteria. This Certificate shall not be reproduced except in full, without the written approval of 2 River Labs Oregon. Results marked with an asterisk (\*) are not within scope of accreditation and for informational purposes only.

ACCREDITATIONS



4112 - 017

**ORELAP ACCREDITED**

**JAOAC 2015.1: POTENCY BY HPLC**

CBD, CBDA, DELTA-8-THC, DELTA-9-THC, THC:CBD RATIO, THCA, TOTAL CBD, TOTAL THC



**RESULTS CERTIFIED BY: JULIAN WOLZ**  
TECHNICAL DIRECTOR, 2 RIVER LABS OREGON  
MAY 01, 2024

A handwritten signature in black ink, appearing to read 'Julian Wolz'.

2 River Labs Oregon is accredited by ORELAP (Lab #4112) for analysis in compliance with OAR 333-064 and OAR 333-007. Results pertain to submitted samples only. Unless otherwise noted, samples were received in good condition and Quality Control samples met acceptance criteria. This Certificate shall not be reproduced except in full, without the written approval of 2 River Labs Oregon. Results marked with an asterisk (\*) are not within scope of accreditation and for informational purposes only.



EV24.OFXD.219

<b>Batch ID:</b>	N/A	<b>Test ID:</b>	t000270432
<b>Matrix:</b>	General/Other	<b>Received:</b>	02/08/2024 @ 10:42 AM
<b>Test:</b>	Microbial Contaminants	<b>Started:</b>	2/8/2024
<b>Methods:</b>	TM25 (PCR) TM24, TM26, TM27 (Culture Plating)	<b>Reported:</b>	2/12/2024

## MICROBIAL CONTAMINANTS

Contaminant	Method	LOD	Quantitation Range	Result
<b>Total Yeast and Mold*</b>	TM-24 Culture Plating	10 <sup>1</sup> CFU/g	2.0x10 <sup>2</sup> - 3.0x10 <sup>4</sup> CFU/g	<b>None Detected</b>
<b>Total Aerobic Count*</b>	TM-26 Culture Plating	10 <sup>2</sup> CFU/g	2.0x10 <sup>3</sup> - 3.0x10 <sup>5</sup> CFU/g	<b>None Detected</b>
<b>Total Coliforms*</b>	TM-27 Culture Plating	10 <sup>1</sup> CFU/g	2.0x10 <sup>2</sup> - 3.0x10 <sup>4</sup> CFU/g	<b>None Detected</b>
<b>STEC</b>	TM-25 PCR	10 <sup>0</sup> CFU/g	N/A	<b>Absent</b>
<b>Salmonella</b>	TM-25 PCR	10 <sup>0</sup> CFU/g	N/A	<b>Absent</b>

\* Values recorded in scientific notation, a common microbial practice of expressing numbers that are too large to be conveniently written in decimal form.

Examples: 10<sup>2</sup> = 100 CFU  
10<sup>3</sup> = 1,000 CFU  
10<sup>4</sup> = 10,000 CFU  
10<sup>5</sup> = 100,000 CFU


### NOTES:


Free from visual mold, mildew, and foreign matter

### DEFINITIONS:

CFU/g = Colony Forming Units per gram | LOD = Limit of Detection | STEC = Shiga toxin-producing *E. coli*  
LLOQ = Lower Limit of Quantitation | ULOQ = Upper Limit of Quantitation

## FINAL APPROVAL

  
Brianne Maillot  
2/12/2024  
10:33:00 AM

  
Eden Thompson-Wright  
2/12/2024  
10:56:00 AM

PREPARED BY / DATE

APPROVED BY / DATE

Testing results are based solely upon the sample submitted to SC Laboratories, Inc. SC Laboratories, Inc warrants that all analytical work is conducted professionally in accordance with all applicable standard laboratory practices using validated methods. Data was generated using an unbroken chain of comparison to NIST traceable Reference Standards and Certified Reference Materials. All decision rulings are in accordance with the MED and results uploaded to METRC. This report may not be reproduced, except in full, without the written approval of SC Laboratories, Inc. ISO/IEC 17025:2017 Accredited A2LA Certificate Number 4329.01



Certificate #4329.03

Prepared for:

**EV24.OFXD.219**

**EVG EXTRACTS**

Batch ID or Lot Number: <b>N/A</b>	Test: <b>Metals</b>	Reported: <b>2/13/24</b>	Location: 35715 HWY 40 #D203 EVERGREEN, CO 80439
Matrix: Concentrate	Test ID: T000270433	Started: 2/13/24	USDA License: N/A
Status: Active	Method: TM19 (ICP-MS); Heavy Metals	Received: 02/08/2024 @ 10:42 AM	Sampler ID: N/A

### HEAVY METALS DETERMINATION

Compound	Dynamic Range (ppm)	Result (ppm)	Notes
Arsenic	0.045 - 4.45	ND	
Cadmium	0.045 - 4.46	ND	
Mercury	0.047 - 4.68	ND	
Lead	0.046 - 4.62	ND	

*K Winterheimer* Karen Winterheimer  
13-Feb-24  
2:40 PM

PREPARED BY / DATE

*K Winterheimer* Karen Winterheimer  
13-Feb-24  
3:19 PM

APPROVED BY / DATE

#### Definitions

ND = None Detected (Defined by Dynamic Range of the method)

Testing results are based solely upon the sample submitted to Botanacor Laboratories, LLC, in the condition it was received. Botanacor Laboratories, LLC warrants that all analytical work is conducted professionally in accordance with all applicable standard laboratory practices using validated methods. Data was generated using an unbroken chain of comparison to NIST traceable Reference Standards and Certified Reference Materials. This report may not be reproduced, except in full, without the written approval of Botanacor Laboratories, LLC.



Certificate #4329.02

Prepared for:

**EV24.OFXD.219**

**EVG EXTRACTS**

Batch ID or Lot Number: <b>N/A</b>	Test: <b>Mycotoxins</b>	Reported: <b>2/18/24</b>	Location: 35715 HWY 40 #D203 EVERGREEN, CO 80439
Matrix: Concentrate	Test ID: T000270435	Started: 2/15/24	USDA License: N/A
Status: Active	Method: TM18 (UHPLC-QQQ LCMS/MS): Mycotoxins	Received: 02/08/2024 @ 10:42 AM	Sampler ID: N/A

### MYCOTOXIN DETERMINATION

Compound	Dynamic Range (ppb)	Result (ppb)	Notes
Ochratoxin A	2.4 - 133.5	ND	N/A
Aflatoxin B1	1 - 34.3	ND	
Aflatoxin B2	1 - 34.1	ND	
Aflatoxin G1	1 - 34.4	ND	
Aflatoxin G2	1 - 34.6	ND	
<b>Total Aflatoxins (B1, B2, G1, and G2)</b>		ND	

*K Winterheimer*  
 Karen Winterheimer  
 18-Feb-24  
 10:21 AM

PREPARED BY / DATE

*Samantha Smith*  
 Sam Smith  
 18-Feb-24  
 10:23 AM

APPROVED BY / DATE

#### Definitions

ND = None Detected (Defined by Dynamic Range of the method)

Testing results are based solely upon the sample submitted to SC Laboratories, Inc. SC Laboratories, Inc warrants that all analytical work is conducted professionally in accordance with all applicable standard laboratory practices using validated methods. Data was generated using an unbroken chain of comparison to NIST traceable Reference Standards and Certified Reference Materials. All decision rulings are in accordance with the MED and results uploaded to METRC. This report may not be reproduced, except in full, without the written approval of SC Laboratories, Inc. ISO/IEC 17025:2017 Accredited A2LA Certificate Number 4329.01



Certificate #4329.02



### Certificate of Analysis

Compliance Test

**Client Information:**

**EVG Extracts, LLC**  
35715 Hwy 40  
D202  
Evergreen, CO 80439

Batch # EV24.OFXD.219  
Batch Date: 2024-02-08  
Extracted From: hemp

Test Reg State: Colorado

Order # EVG240208-010001  
Order Date: 2024-02-08  
Sample # AAFH091

Sampling Date: 2024-02-14  
Lab Batch Date: 2024-02-14  
Completion Date: 2024-02-23

Initial Gross Weight: 15.224 g



Product Image

**Pesticides**  
Passed

**Pesticides - CO**

Specimen Weight: 582.500 mg

Passed  
SOP14.003 (LCMS/GCMS)

Dilution Factor: 2.580

Analyte	LOD (ppb)	LOQ (ppb)	Action Limit (ppb)	Result (ppb)	Analyte	LOD (ppb)	LOQ (ppb)	Action Limit (ppb)	Result (ppb)	Analyte	LOD (ppb)	LOQ (ppb)	Action Limit (ppb)	Result (ppb)
Abamectin	3.1800E-4	100	100	<LOQ	Dodemorph	6.4700E-12	50	50	<LOQ	Naled	5.8500E-6	100	100	<LOQ
Acephate	3.9632E-2	20	20	<LOQ	Endosulfan sulfate	8.8376E-1	2500	2500	<LOQ	Novaluron	2.0500E-4	25	25	<LOQ
Acequinocyl	5.7646E-2	30	30	<LOQ	Endosulfan-alpha	1.2220E+1	2500	2500	<LOQ	Oxamyl	1.6190E-3	1500	1500	<LOQ
Acetamiprid	3.3800E-10	50	50	<LOQ	Endosulfan-beta	2.2760E+1	2500	2500	<LOQ	Pacllobutrazol	6.9300E-8	10	10	<LOQ
Aldicarb	2.2744E-2	1000	1000	<LOQ	Ethoprophos	1.5900E-5	10	10	<LOQ	Pentachloronitrobenzen (Quintozene)	4.3900E+0	20	20	<LOQ
Allethrin	4.7244E-1	200	200	<LOQ	Etofenprox	8.3050E-3	50	50	<LOQ	Permethrin	2.2089E-2	50	50	<LOQ
Atrazine	3.7992E-1	25	25	<LOQ	Etoxazole	8.3558E-1	20	20	<LOQ	Phenothrin	2.1200E-7	50	50	<LOQ
Azadirachtin	3.0710E-3	1000	1000	<LOQ	Etridiazole	4.0200E+0	150	150	<LOQ	Phosmet	9.6150E-3	20	20	<LOQ
Azoxystrobin	1.3247E-2	20	20	<LOQ	Fenhexamid	1.0947E+0	125	125	<LOQ	Piperonylbutoxide	1.3400E-7	1250	1250	<LOQ
Benzovindiflupyr	1.2567E-2	20	20	<LOQ	Fenoxycarb	3.4507E-1	10	10	<LOQ	Pirimicarb	5.6600E-5	10	10	<LOQ
Bifenazate	2.1700E-8	20	20	<LOQ	Fenpyroximate	4.4800E-7	20	20	<LOQ	Prallethrin	1.6732E-1	50	50	<LOQ
Bifenthrin	8.4200E-4	1000	1000	<LOQ	Fensulfothion	7.9400E-4	10	10	<LOQ	Propiconazole	2.1300E-14	100	100	<LOQ
Boscalid	4.3300E-6	10	10	<LOQ	Fenthion	4.9113E+0	10	10	<LOQ	Propoxur	3.5081E-1	10	10	<LOQ
Buprofezin	1.6600E-9	20	20	<LOQ	Fenvalerate	5.9775E-1	100	100	<LOQ	Pyraclostrobin	5.3100E-7	10	10	<LOQ
Carbaryl	1.3800E-5	25	25	<LOQ	Fipronil	2.8847E-2	10	10	<LOQ	Pyrethrins	6.2350E-3	50	50	<LOQ
Carbofuran	7.7600E-5	10	10	<LOQ	Fonicamid	6.9733E-2	25	25	<LOQ	Pyridaben	8.7500E-15	20	20	<LOQ
Chlorantraniliprole	1.3559E-1	20	20	<LOQ	Fludioxonil	1.3402E-2	10	10	<LOQ	Pyriproxyfen	9.5800E-5	10	10	<LOQ
Chlorfenapyr	1.5370E+1	1500	1500	<LOQ	Fluopyram	1.1200E-9	10	10	<LOQ	Resmethrin	6.8013E-2	50	50	<LOQ
Chlorpyrifos	9.0900E-5	500	500	<LOQ	Hexythiazox	6.1900E-5	10	10	<LOQ	Spinetoram	2.3645E-2	10	10	<LOQ
Clofentazine	3.7100E-7	10	10	<LOQ	Imazail	2.9500E-4	10	10	<LOQ	Spinosaad	5.9903E-1	10	10	<LOQ
Clothianidin	3.9900E-4	25	25	<LOQ	Imidacloprid	1.5300E-4	10	10	<LOQ	Spirodiclofen	3.7377E+6	250	250	<LOQ
Coumaphos	9.8600E-5	10	10	<LOQ	Iprodione	1.0554E-1	500	500	<LOQ	Spiromesifen	3.2183E-1	3000	3000	<LOQ
Cyantraniliprole	6.0040E-3	10	10	<LOQ	Kinoprene	3.4000E+0	500	1250	<LOQ	Spirotetramat	4.2760E-2	10	10	<LOQ
Cyfluthrin	2.8130E+1	200	200	<LOQ	Kresoxim Methyl	1.4500E-4	150	150	<LOQ	Spiroxamine	1.2172E+0	100	100	<LOQ
Cypermethrin	1.1900E-6	300	300	<LOQ	Lambda Cyhalothrin	1.1686E-1	250	250	<LOQ	Tebuconazole	1.4800E-14	10	10	<LOQ
Cyprodinil	1.1410E-3	10	10	<LOQ	Malathion	1.3300E-4	10	10	<LOQ	Tebufozide	1.8121E-2	10	10	<LOQ
Daminozide	3.0408E-1	100	100	<LOQ	Metaxalyl	4.8600E-5	10	10	<LOQ	Teflubenzuron	1.6620E-2	25	25	<LOQ
Deltamethrin	4.9284E-1	500	500	<LOQ	Methiocarb	2.2810E-3	10	10	<LOQ	Tetrachlorvinphos	8.3913E-1	10	10	<LOQ
Diazinon	3.9100E-10	20	20	<LOQ	Methomyl	1.1500E-6	25	25	<LOQ	Tetramethrin	9.9200E-5	100	100	<LOQ
Dichlorvos	1.1406E+0	50	50	<LOQ	Methoprene	1.1485E+0	2000	2000	<LOQ	Thiabendazole	1.2510E-3	20	20	<LOQ
Dimethoate	2.8400E-6	10	10	<LOQ	methyl-Parathion	4.2400E+0	9.6	9.6	<LOQ	Thiacloprid	1.1200E-5	10	10	<LOQ
Dimethomorph	1.5700E-4	50	50	<LOQ	Mevinphos	4.4200E-5	25	25	<LOQ	Thiamethoxam	2.2500E-6	10	10	<LOQ
Dinotefuran	2.3697E-1	50	50	<LOQ	MGK-264	2.5880E-3	50	50	<LOQ	Thiophanate-methyl	2.2300E-4	50	50	<LOQ
Diuron	6.8620E-3	125	125	<LOQ	Myclobutanil	7.0006E-1	10	10	<LOQ	Trifloxystrobin	2.1700E-13	10	10	<LOQ

Aixia Sun Lab Director/Principal Scientist  
D.H.Sc., M.Sc., B.Sc., MT (AAB)

Definitions and Abbreviations used in this report: Total Active CBD = CBD + (CBD-A \* 0.877), \*Total CBDV = CBDV + (CBDVA \* 0.87), Total Active THC = THCA-A \* 0.877 + Delta 9 THC, Total THC = THCV + (THCVA \* 0.87), CBG Total = (CBGA \* 0.877) + CBG, CBN Total = (CBNA \* 0.877) + CBN, Total CBC = CBC + (CBCA \* 0.877), Total THC-O-Acetate = Delta 8 THC-O-Acetate + Delta 9 THC-O-Acetate, Total THCP = Delta8-THCP + Delta9-THCP. Other Cannabinoids Total = Total Cannabinoids - All the listed cannabinoids on the summary section, Total Detected Cannabinoids = Delta6a10a-THC + Delta8-THC + Total CBN + CBT + CBE + Delta8-THCV + Total CBG + Total CBD + Total THCV + Total CBC + Total THCA + Delta10-THC + Total THC-O-Acetate + Total THCP. (mg/ml) = Milligrams per Milliliter, LOQ = Limit of Quantitation, LOD = Limit of Detection, Dilution = Dilution Factor, (ppb) = Parts per Billion, (%) = Percent, (cfu/g) = Colony Forming Unit per Gram, (ug/g) = Microgram per Gram, (ppm) = Parts per Million, (ppm) = (ug/g), (aw) = Water Activity, (mg/Kg) = Milligram per Kilogram. ACS uses simple acceptance criteria. Passed - Analyte/microbe is not detected or is at the level below the action limit per CO rule 6 CCR 1010-21. Failed - Analyte/microbe is at the level that equal or above the action limit per CO rule 6 CCR 1010-21 Sample not received via laboratory sampling.  
This report shall not be reproduced, without written approval, from ACS Laboratory. The results of this report relate only to the material or product analyzed. Test results are confidential unless explicitly waived otherwise. ACS Laboratory is accredited to the ISO/IEC 17025:2017 Standard.





Prepared for:


**EV24.OFXD.219**

**EVG EXTRACTS**

Batch ID or Lot Number: <b>N/A</b>	Test: <b>Residual Solvents</b>	Reported: <b>2/12/24</b>	Location: 35715 HWY 40 #D203 EVERGREEN, CO 80439
Matrix: N/A	Test ID: T000270434	Started: 2/9/24	USDA License: N/A
Status: Active	Methods: TM04 (GC-MS): Residual Solvents	Received: 02/08/2024 @ 10:42 AM	Sampler ID: N/A

**RESIDUAL SOLVENTS DETERMINATION**

Solvent	Dynamic Range (ppm)	Result (ppm)	Notes
<b>Propane</b>	98 - 1960	*ND	
<b>Butanes</b> (Isobutane, n-Butane)	180 - 3591	*ND	
<b>Methanol</b>	66 - 1314	*ND	
<b>Pentane</b>	95 - 1907	*ND	
<b>Ethanol</b>	93 - 1861	*ND	
<b>Acetone</b>	107 - 2143	*ND	
<b>Isopropyl Alcohol</b>	102 - 2037	*ND	
<b>Hexane</b>	7 - 130	*ND	
<b>Ethyl Acetate</b>	105 - 2100	*ND	
<b>Benzene</b>	0.2 - 4.3	*ND	
<b>Heptanes</b>	104 - 2075	*ND	
<b>Toluene</b>	19 - 382	*ND	
<b>Xylenes</b> (m,p,o-Xylenes)	133 - 2669	*ND	

 Sam Smith  
12-Feb-24  
12:46 PM

 Karen Winternheimer  
12-Feb-24  
12:49 PM

PREPARED BY / DATE

APPROVED BY / DATE

**Definitions**

\* ND = None Detected (Defined by Dynamic Range of the method)

Testing results are based solely upon the sample submitted to SC Laboratories, Inc. SC Laboratories, Inc warrants that all analytical work is conducted professionally in accordance with all applicable standard laboratory practices using validated methods. Data was generated using an unbroken chain of comparison to NIST traceable Reference Standards and Certified Reference Materials. All decision rulings are in accordance with the MED and results uploaded to METRC. This report may not be reproduced, except in full, without the written approval of SC Laboratories, Inc. ISO/IEC 17025:2017 Accredited A2LA Certificate Number 4329.01

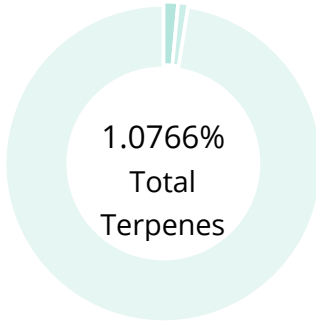


Certificate #4329.02

EV24.OFXD.219

<b>Batch ID:</b>		<b>Test ID:</b>	T000270431
<b>Type:</b>	Concentrate	<b>Submitted:</b>	02/08/2024 @ 10:42 AM
<b>Test:</b>	Terpenes	<b>Started:</b>	2/9/2024
<b>Method:</b>	TM22 (GC-MS)	<b>Reported:</b>	2/16/2024

## TERPENE PROFILE



Compound	%(w/w)	mg/g
(-)-alpha-Bisabolol	1.0402	10.402
Camphene	0.0000	0.000
delta-3-Carene	0.0000	0.000
beta-Caryophyllene	0.0157	0.157
(-)-Caryophyllene Oxide	0.0000	0.000
p-Cymene	0.0000	0.000
Eucalyptol	0.0000	0.000
Geraniol	0.0000	0.000
alpha-Humulene	0.0110	0.110
(-)-Isopulegol	0.0000	0.000
d-Limonene	0.0000	0.000
Linalool	0.0000	0.000
beta-Myrcene	0.0000	0.000
cis-Nerolidol	0.0000	0.000
trans-Nerolidol	0.0097	0.097
Ocimene	0.0000	0.000
beta-Ocimene	0.0000	0.000
alpha-Pinene	0.0000	0.000
(-)-beta-Pinene	0.0000	0.000
alpha-Terpinene	0.0000	0.000
gamma-Terpinene	0.0000	0.000
Terpinolene	0.0000	0.000
	<b>1.0766</b>	<b>10.766</b>


### PREDOMINANT TERPENES


alpha-Pinene	0.0000
(-)-beta-Pinene	0.0000
beta-Myrcene	0.0000
delta-3-Carene	0.0000
alpha-Terpinene	0.0000
d-Limonene	0.0000
Linalool	0.0000
beta-Caryophyllene	0.0157
alpha-Humulene	0.0110
(-)-alpha-Bisabolol	1.0402

### NOTES:

N/A

## FINAL APPROVAL

  
Karen Winternheimer  
16-Feb-2024  
11:19 AM

  
Sam Smith  
16-Feb-2024  
11:25 AM

PREPARED BY / DATE

APPROVED BY / DATE

Testing results are based solely upon the sample submitted to SC Laboratories, Inc. SC Laboratories, Inc warrants that all analytical work is conducted professionally in accordance with all applicable standard laboratory practices using validated methods. Data was generated using an unbroken chain of comparison to NIST traceable Reference Standards and Certified Reference Materials. All decision rulings are in accordance with the MED and results uploaded to METRC. This report may not be reproduced, except in full, without the written approval of SC Laboratories, Inc. ISO/IEC 17025:2017 Accredited A2LA Certificate Number 4329.01



Certificate #4329.02